



SSX 12

Engineered to be the fastest



CHECK FOR THE LATEST
VERSION OF THIS
INSTRUCTION MANUAL

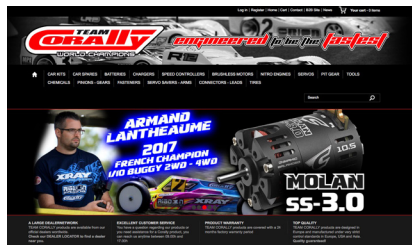


INSTRUCTION MANUAL

2018-V5

**STAY
TUNED...**

WWW.CORALLY.COM



<https://www.facebook.com/Team.Corally>

**RECOMMENDED
ACCESSORIES**

To obtain the maximum performance we recommend the following accessories

**"CS 3007" SERVO
HIGH SPEED MINI
HIGH VOLTAGE SERVO**

C-52003



- Ultra High Speed
- High Voltage 6 - 8.4V
- Coreless Motor
- Titanium Gears
- 6,2 Kg Torque/cm @ 7.4V
- Speed 0.07 sec/60°
- 35.5 x 15 x 33mm

**DYNOSPEED
SPEC 3.0**



Features

- Precision machined T6 aluminium motor can
- High purity copper windings maximizes conductivity
- High power solder tabs
- Removable and replaceable rotor
- Powerful sintered Neodymium magnet
- Improved stator design for higher efficiency
- Dual Sensor Port
- Adjustable Timing
- Compatible with all Sensored/ Sensorless ESC
- Compliant with EFRA, BRCA, IFMAR, ROAR rules

CONTROLLER "CERIX 120 PRO-15"

C-53001



- For sensored and sensorless motors
- Manufactured with the highest grade components
- Ultra compact design
- Aluminium case for improved heat dissipation
- Built in power switch
- Advanced boost & turbo timing system for improved acceleration performance
- Enhanced throttle & brake control function.
- 10 programmed profiles can be stored in the ESC
- BEC voltage 6.0V 3A Current
- Powerful TC Link software to test motor timing and advise the best ESC timing setting

VOLTAX 120C HV



C-49635

TC Shock Pliers

For use with 1/12 - 1/10 - 1/8 Shocks


C-16300



TOOLS NEEDED FOR ASSEMBLY

Hex Drivers

Aluminium handle • Hardened tool tip



C-16130	Factory Pro Tool - Hex Driver 1.5 mm
C-16131	Factory Pro Tool - Hex Driver 2.0 mm
C-16132	Factory Pro Tool - Hex Driver 2.5 mm

Nut Drivers

Aluminium handle • Hardened tool tip



C-16161	Factory Pro Tool - Nut Driver 5.5 mm
---------	--------------------------------------

Cutter Knife - Needle Nose Plier

For plastic parts and circlips



100 Lock-It Screwlock - Soft



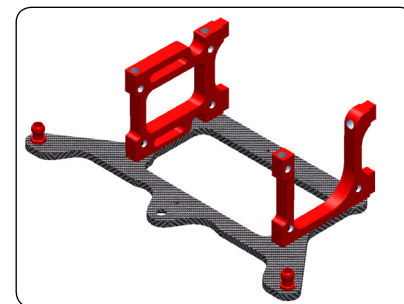
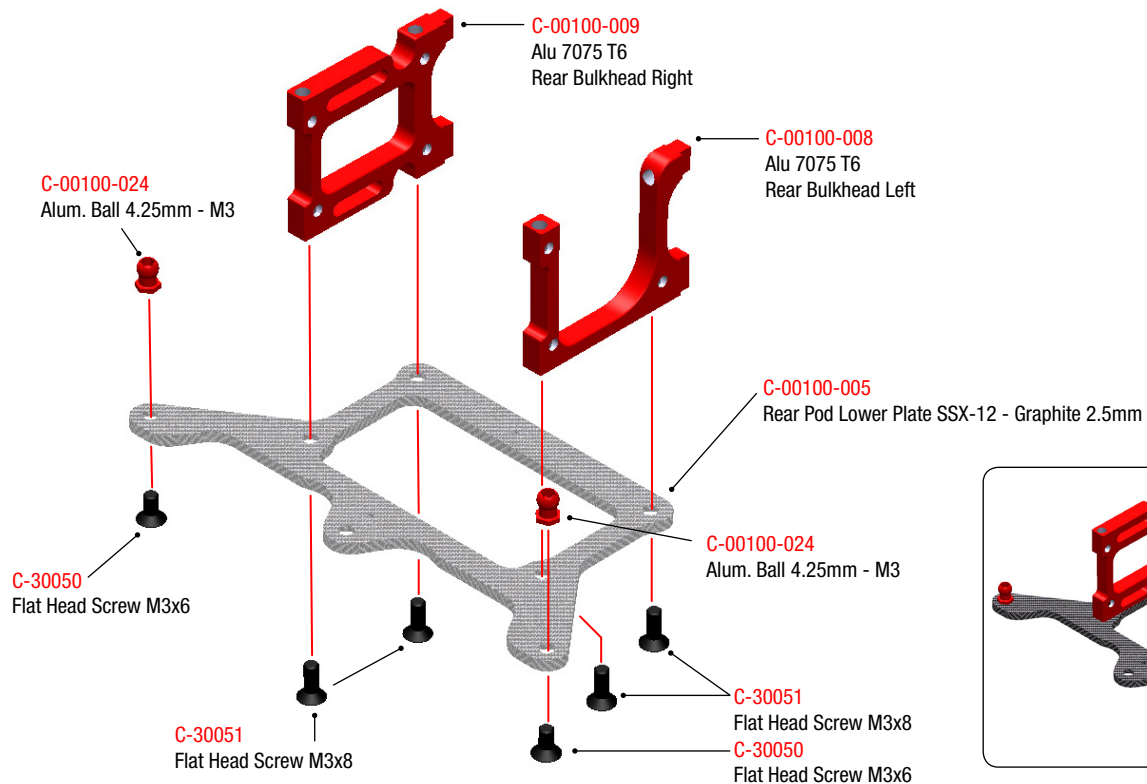
C-13094

105 Stick-It Thin - CA Glue

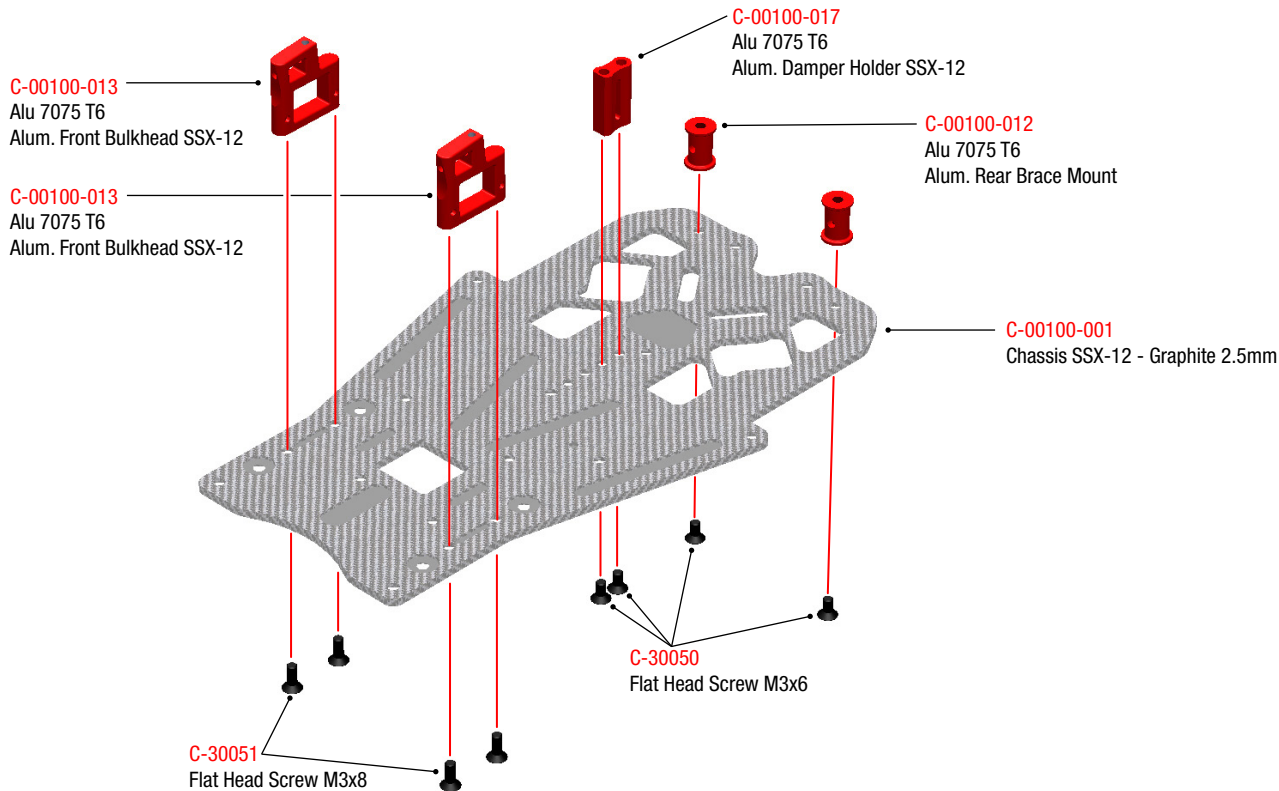


C-13090

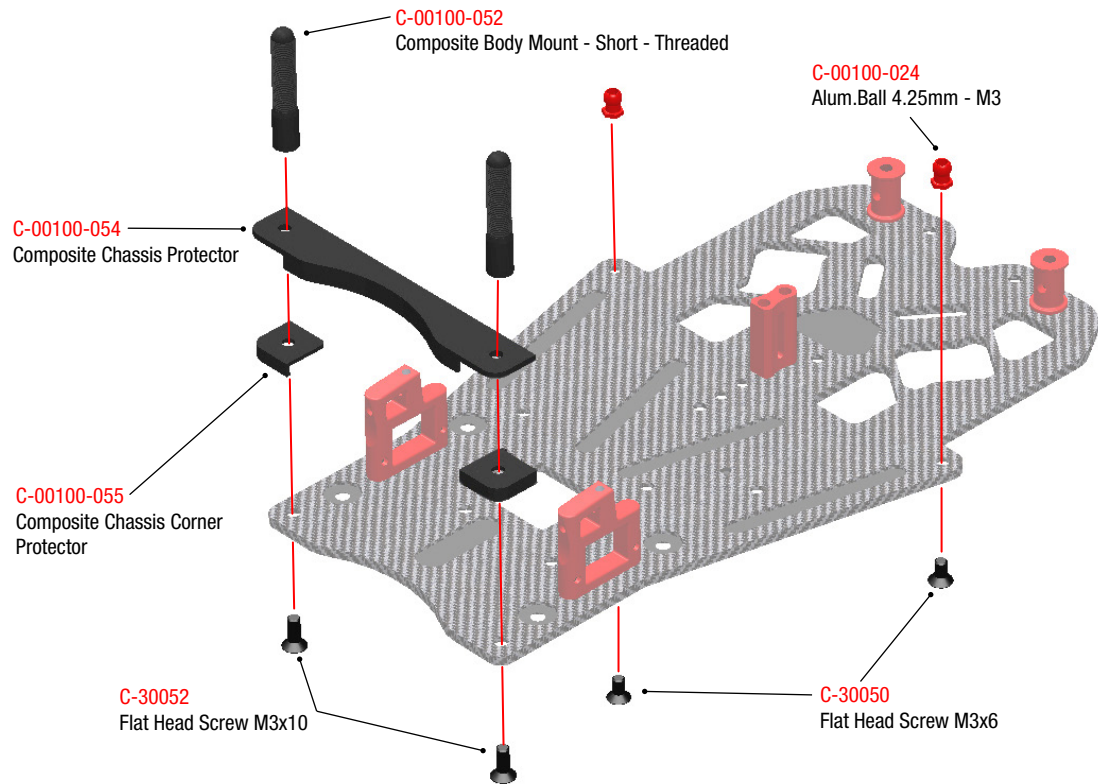
1 REAR POWER POD ASSEMBLY



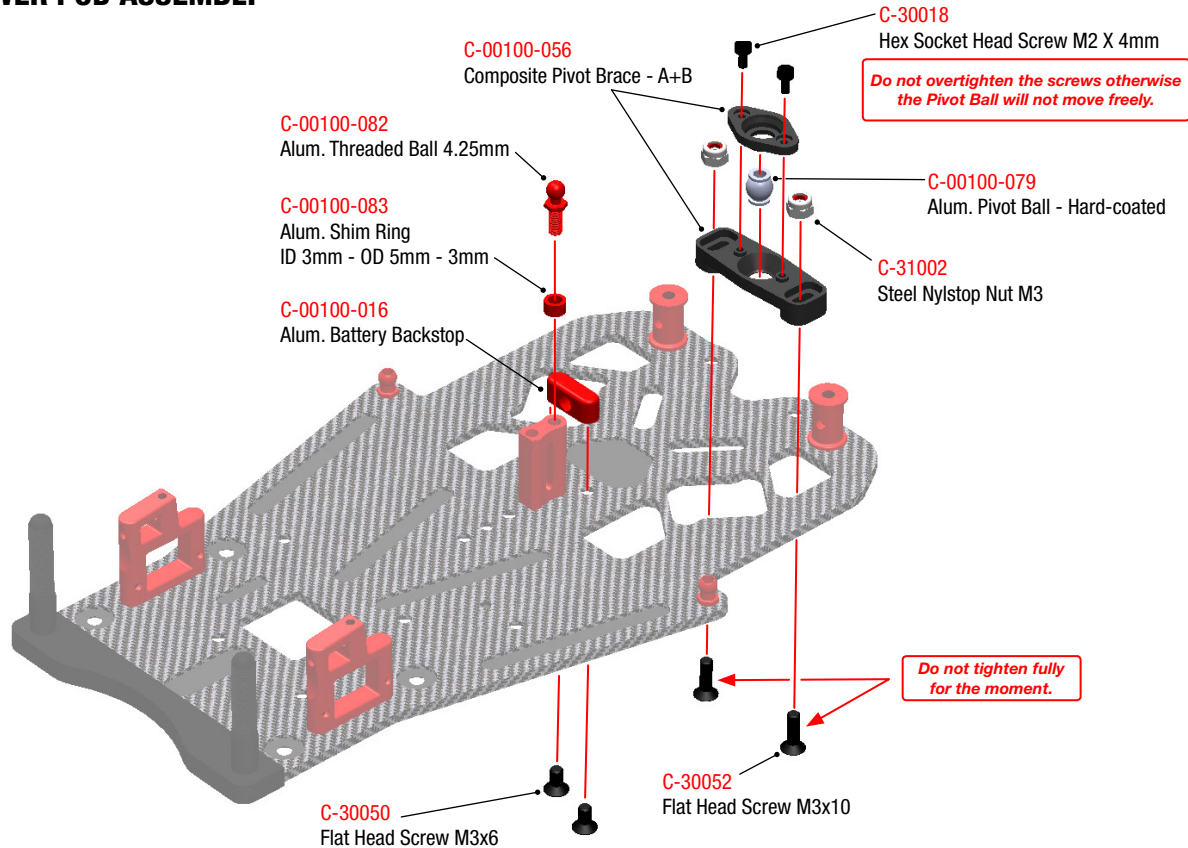
2 CHASSIS ASSEMBLY



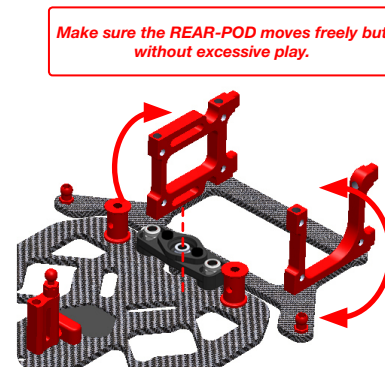
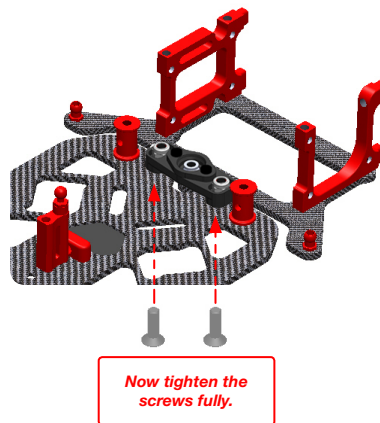
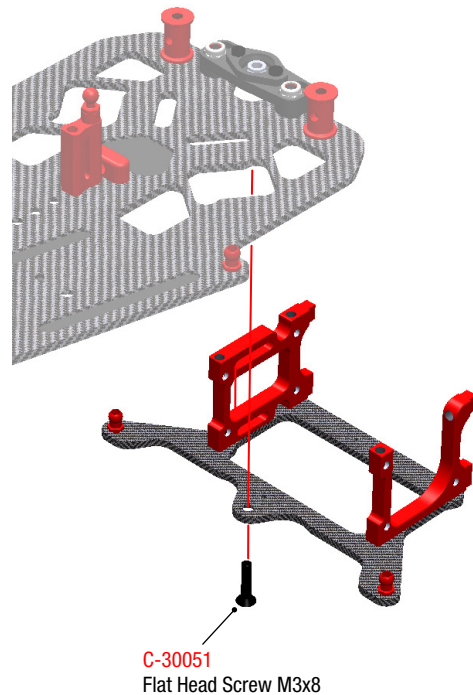
3 FRONT CHASSIS PROTECTOR ASSEMBLY



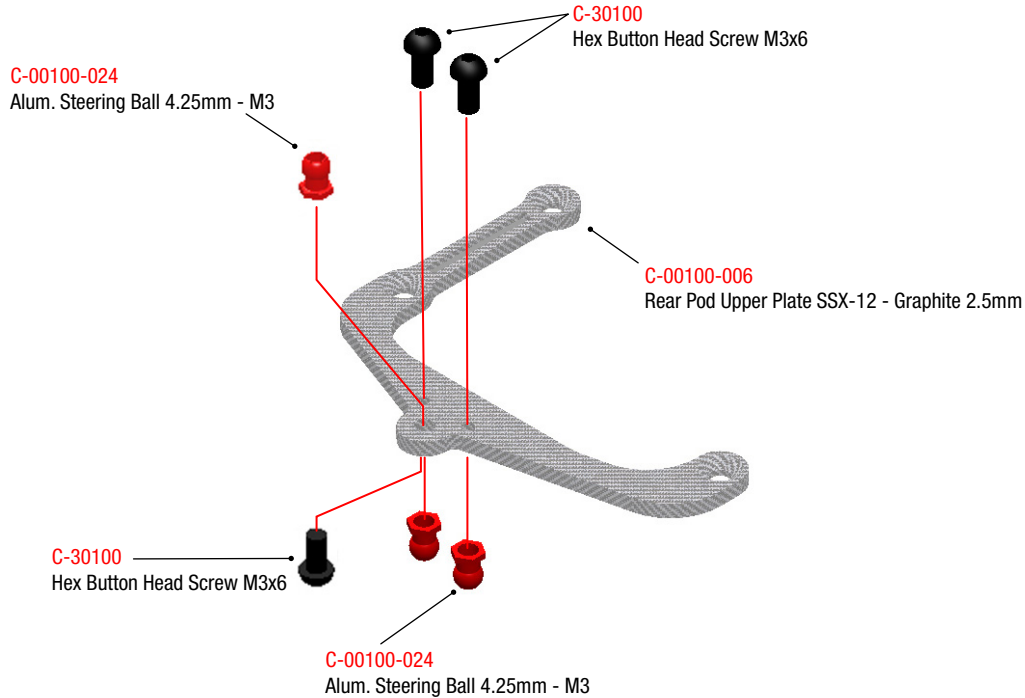
4 REAR POWER POD ASSEMBLY




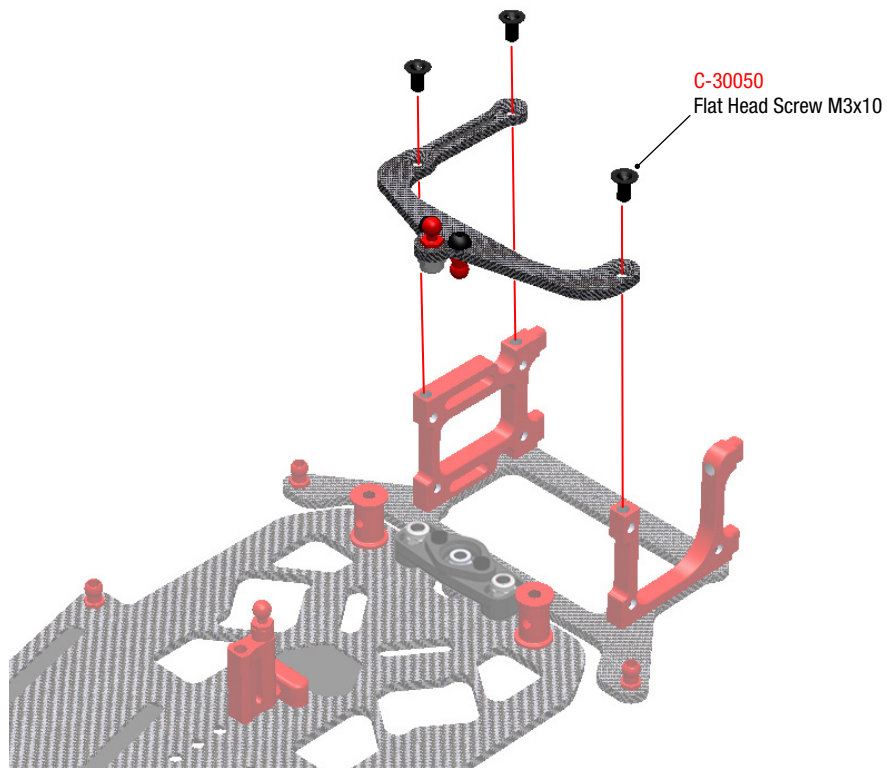
5 REAR POWER POD INSTALLATION

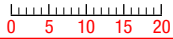


6 REAR POWER POD ASSEMBLY

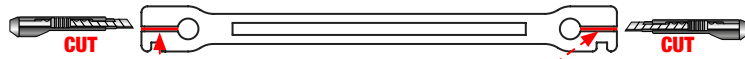


7 REAR POWER POD INSTALLATION





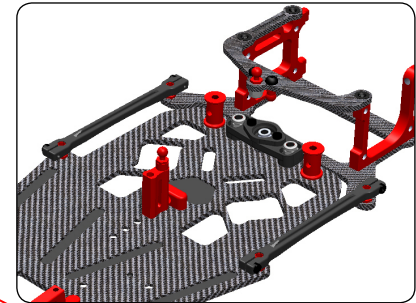
8 SIDE POD LINK ASSEMBLY



Do not tighten the screws fully otherwise the Pod Link will not move freely.

C-30018
Hex Socket Head Screw
M2 X 4mm

C-00100-041
Composite Pod Link

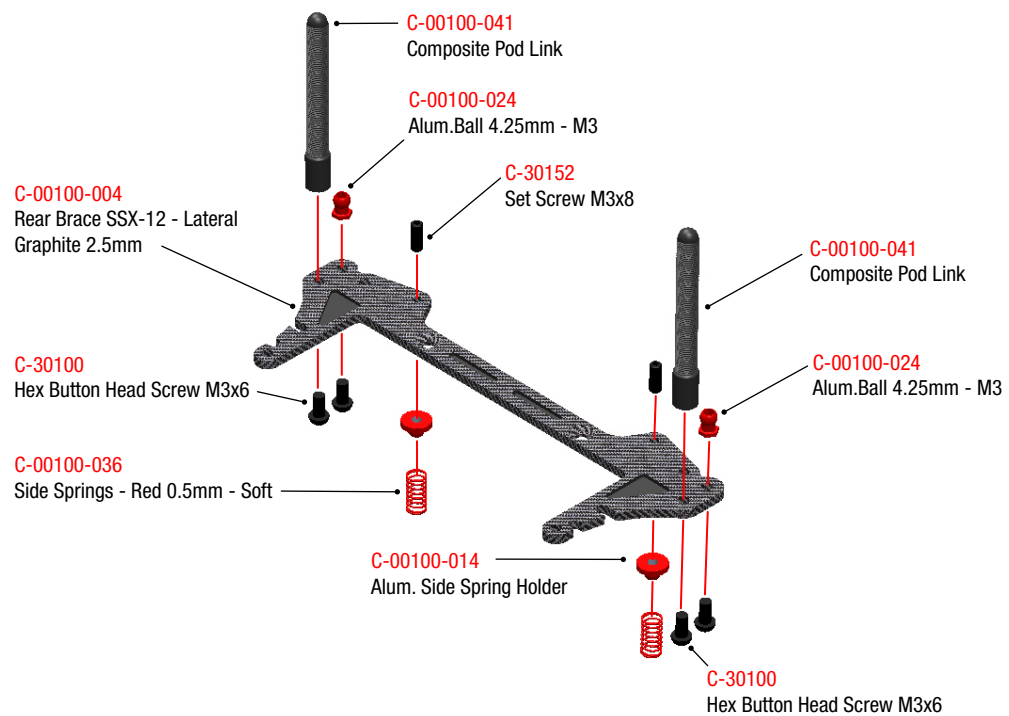


C-30018
Hex Socket Head
Screw - M2 X 4mm

Do not tighten the screws fully otherwise the Pod Link will not move freely.

C-30018
Hex Socket Head Screw M2 X 4mm

9 REAR BRACE ASSEMBLY



C-00100-036
Side Springs - Red
0.5mm - Soft

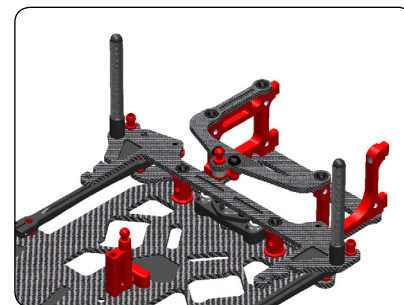
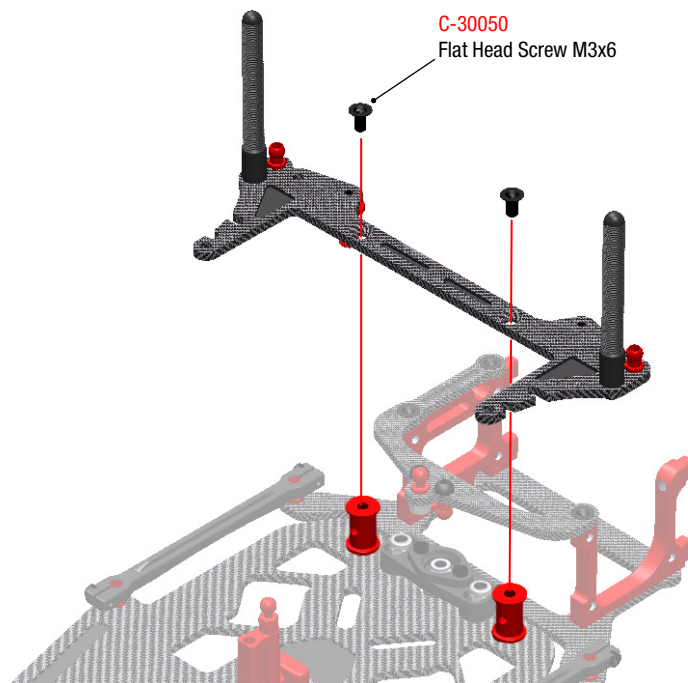
C-00100-103 OPTIONAL
Side Springs - Silver
0.6mm - Medium Soft

C-00100-104 OPTIONAL
Side Springs - Black
0.7mm - Medium

C-00100-108 OPTIONAL
Side Springs - Blue
0.8mm - Hard



10 REAR BRACE INSTALLATION

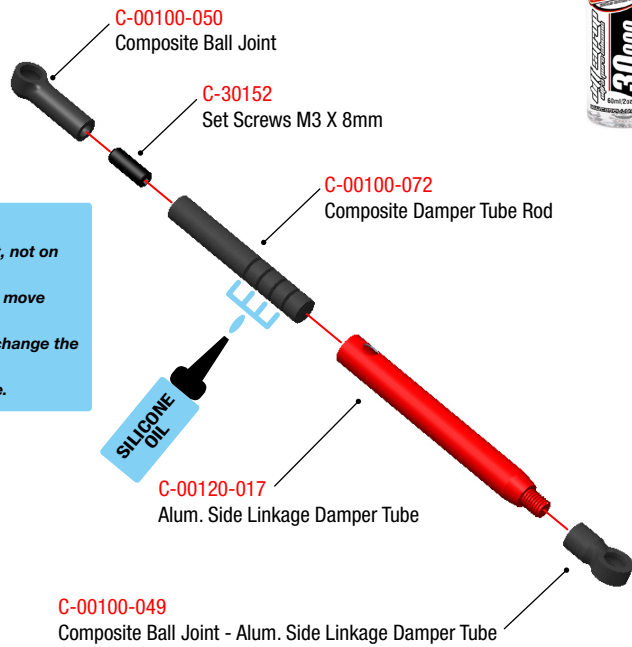


11 SIDE LINK DAMPER ASSEMBLY



- C-81515 Shock Syrup - Ultra Pure Silicone - 15.000 CPS
- C-81530 Shock Syrup - Ultra Pure Silicone - 30.000 CPS
- C-81550 Shock Syrup - Ultra Pure Silicone - 50.000 CPS
- C-81575 Shock Syrup - Ultra Pure Silicone - 75.000 CPS
- * Not Included

TIP For **HIGH GRIP** use **SOFTER** oils
For **LOW GRIP** use **HARDER** oils

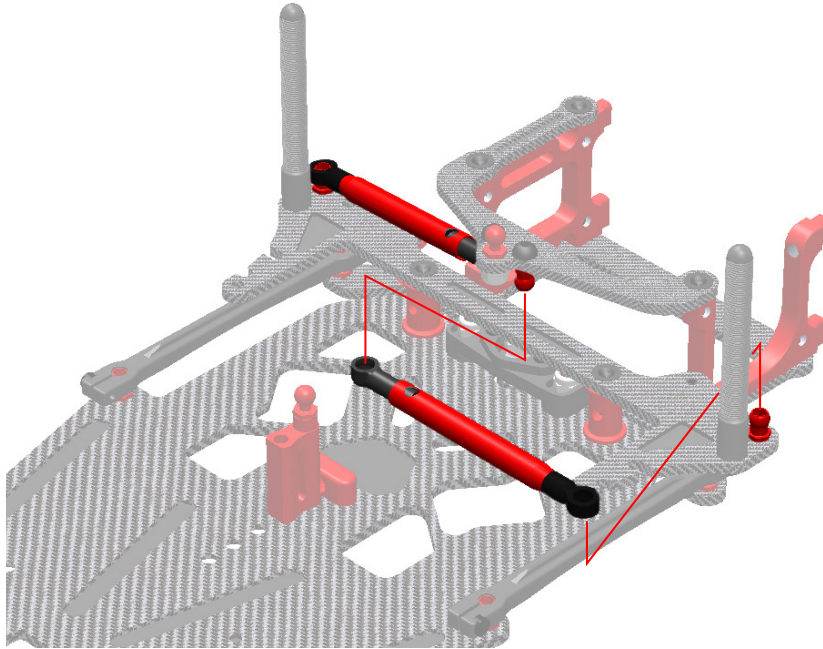


IMPORTANT:

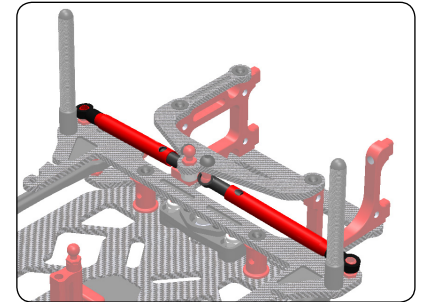
- Add silicone oil only in the slot, not on the whole Damper Tube Rod.
- After assembling, check if it is move smoothly.
- Use different oil thickness to change the dampening.
- Replace the oil after each race.



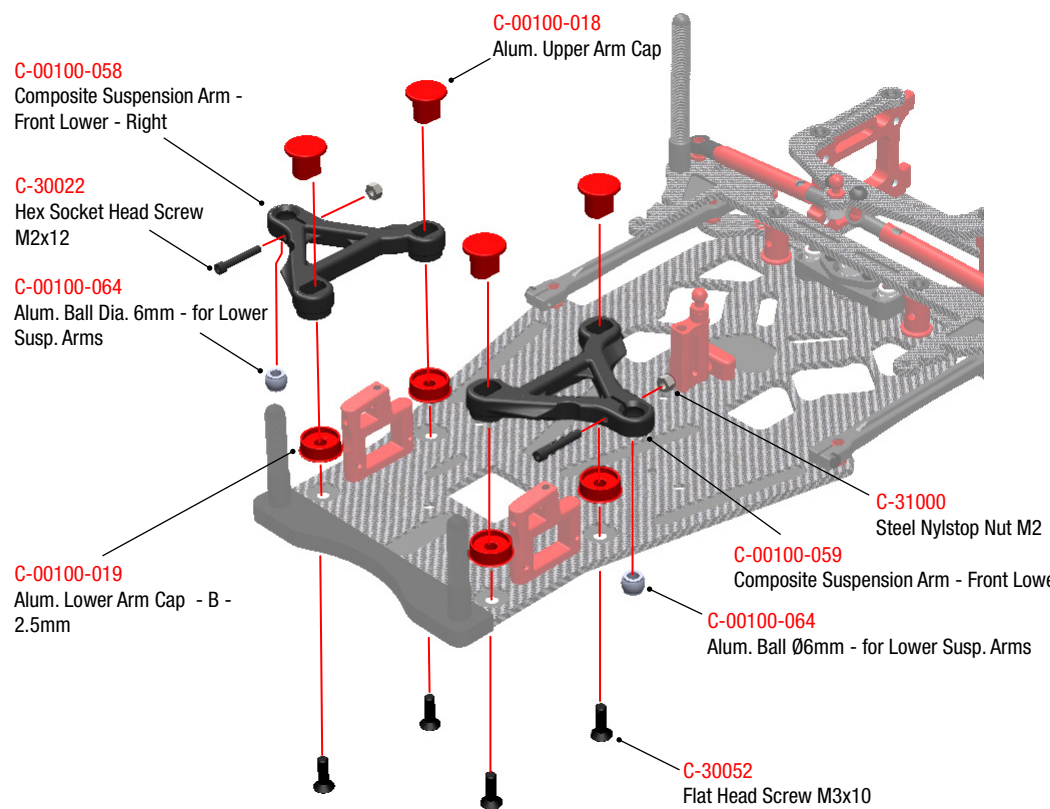
12 SIDE LINK DAMPER INSTALLATION



! Make sure the Ball Links are aligned and moving smoothly



13 FRONT SUSPENSION ASSEMBLY



C-00100-019
Alum. Lower Cap - B - 2.5mm

C-00100-020 OPTIONAL
Alum. Lower Cap - A - 3.0mm


C-00100-021 OPTIONAL
Alum. Lower Cap - C - 2.0mm

C-00100-022 OPTIONAL
Alum. Lower Cap - D - 1.5mm

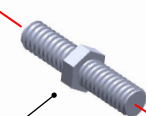
C-00100-023 OPTIONAL
Alum. Lower Cap - E - 1.0mm

14 FRONT SUSPENSION ASSEMBLY


C-00100-060
Composite Suspension Arm - Front Upper



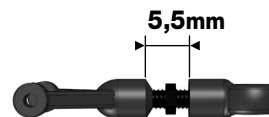
C-00100-061
Turnbuckle M3 x 15mm - Steel



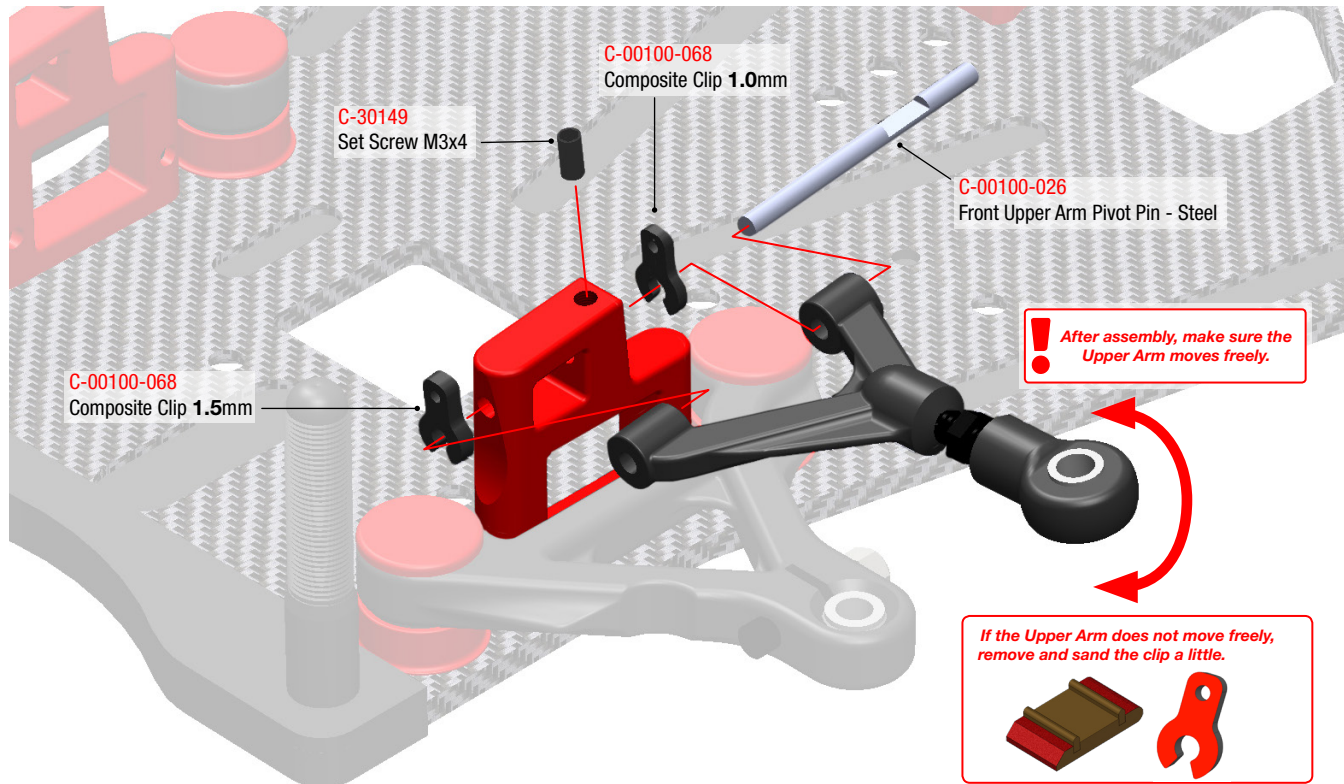
C-00100-062
Composite Ball Joint - Ø6mm - Front Upper Arm

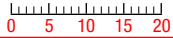


C-00100-064
Alum. Ball Dia. 6mm - for Lower Susp. Arms

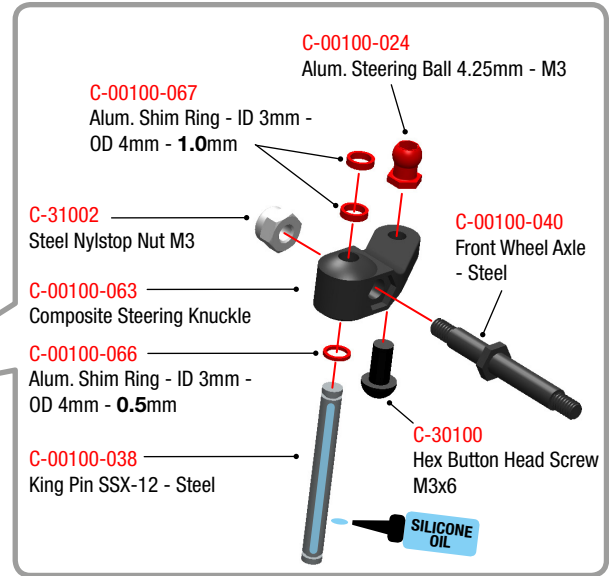
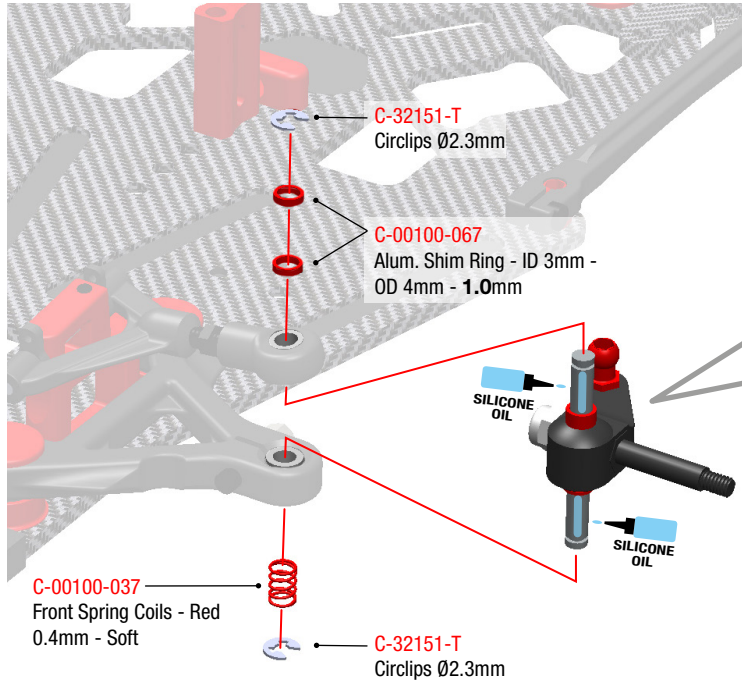


15 FRONT SUSPENSION ASSEMBLY





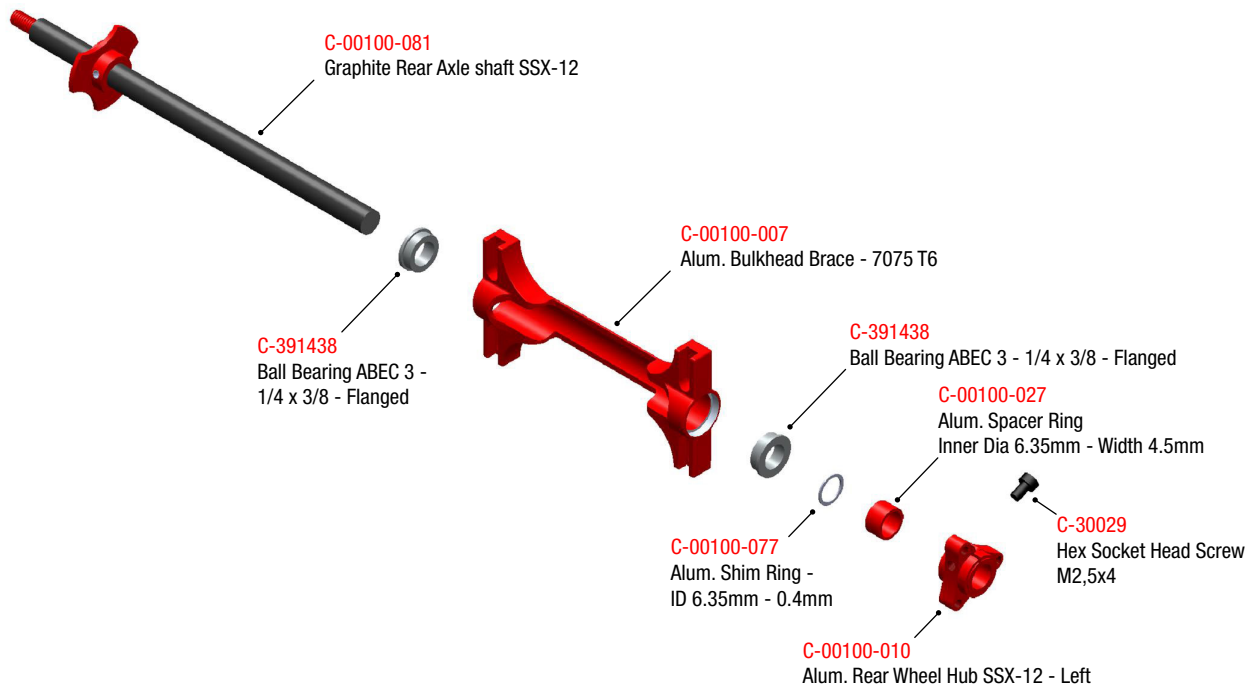
16 FRONT SUSPENSION ASSEMBLY



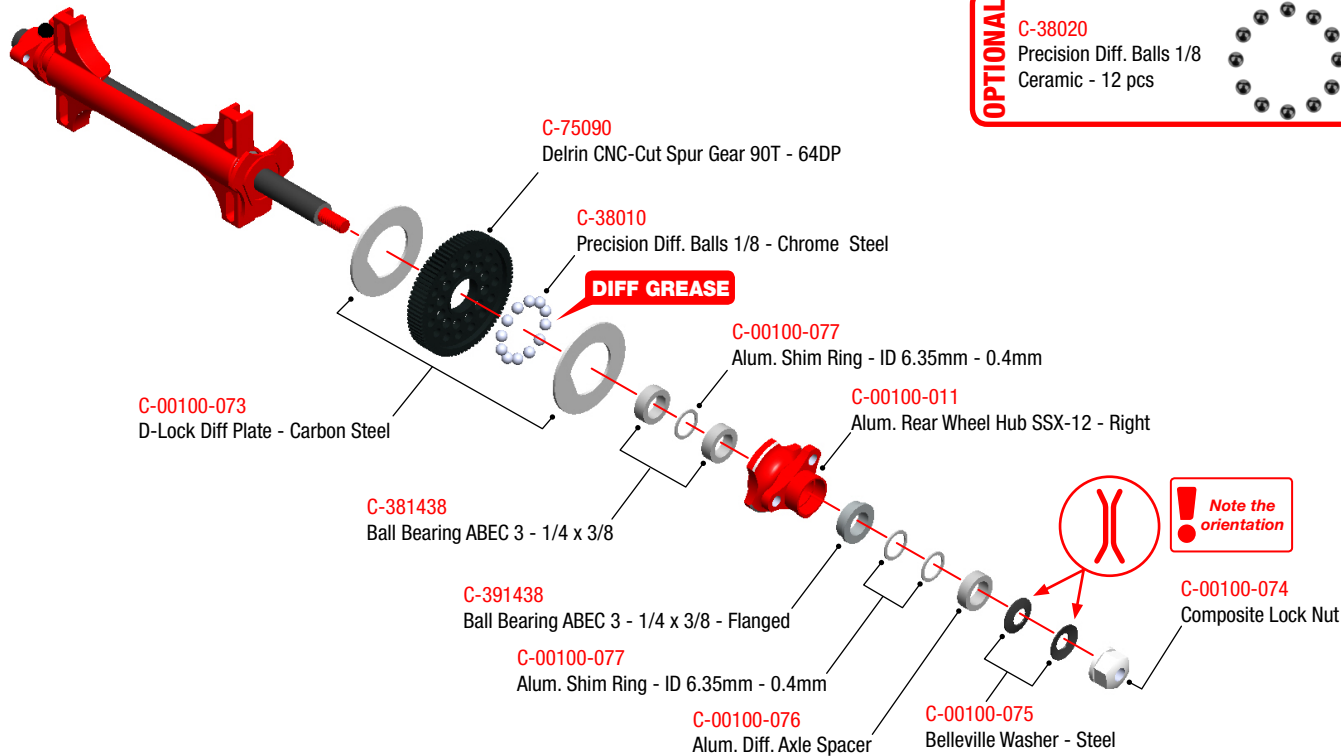
C-00100-105 OPTIONAL
Front Spring Coils
Blue 0.6mm - Hard 

C-00100-106 OPTIONAL
Front Spring Coils
Black 0.5mm - Medium 

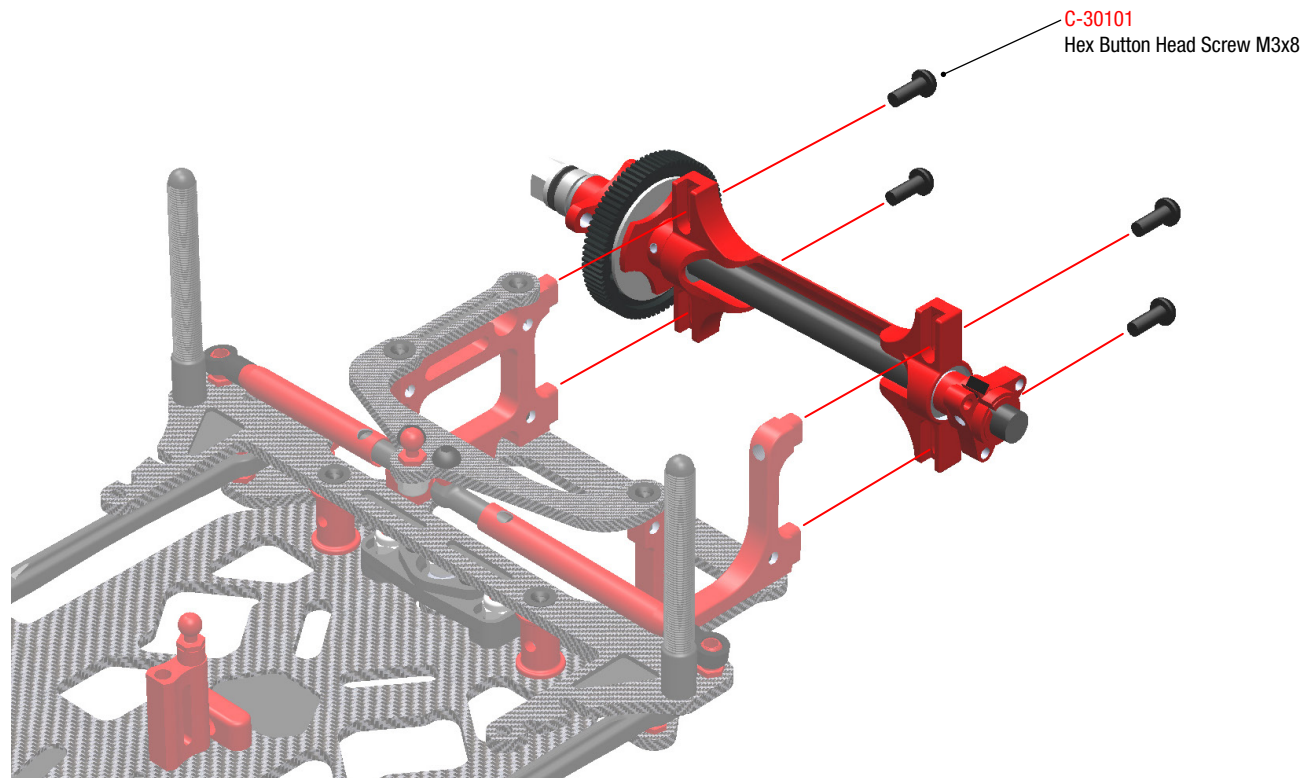
17 DRIVE AXLE ASSEMBLY



18 DRIVE AXLE & BALL DIFFERENTIAL ASSEMBLY

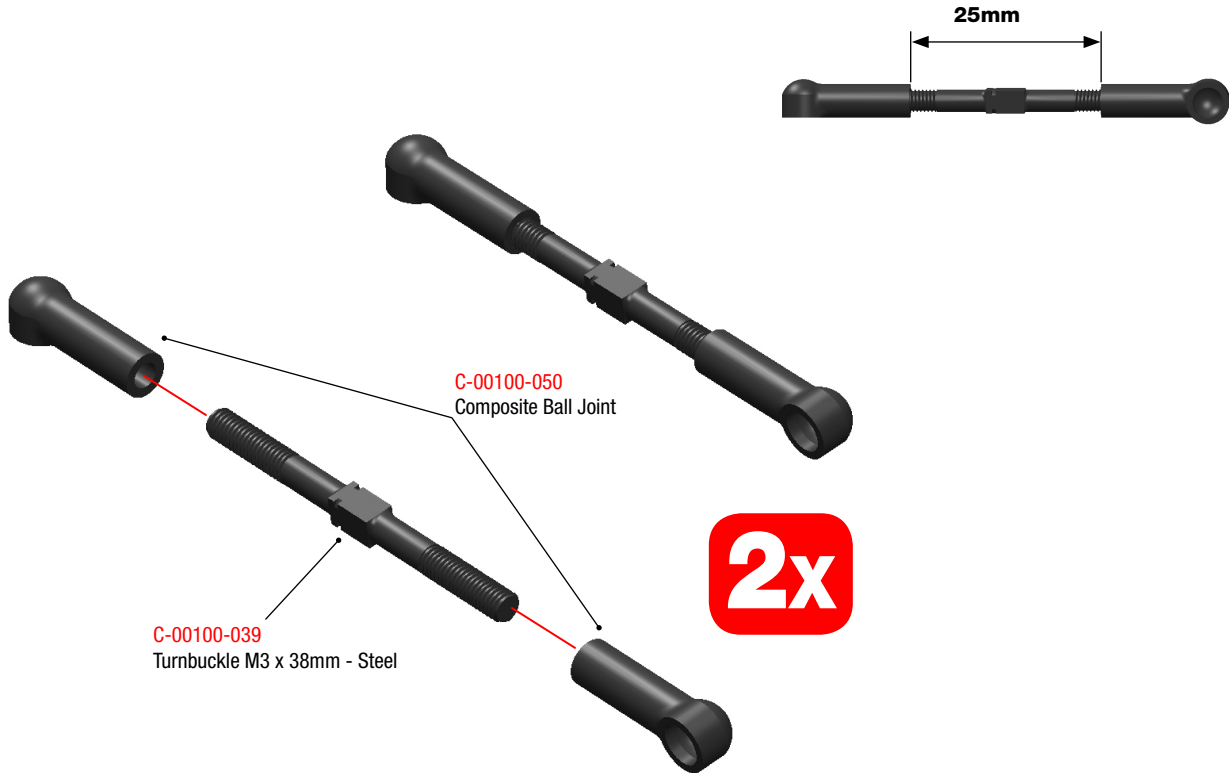


19 DRIVE TRAIN INSTALLATION

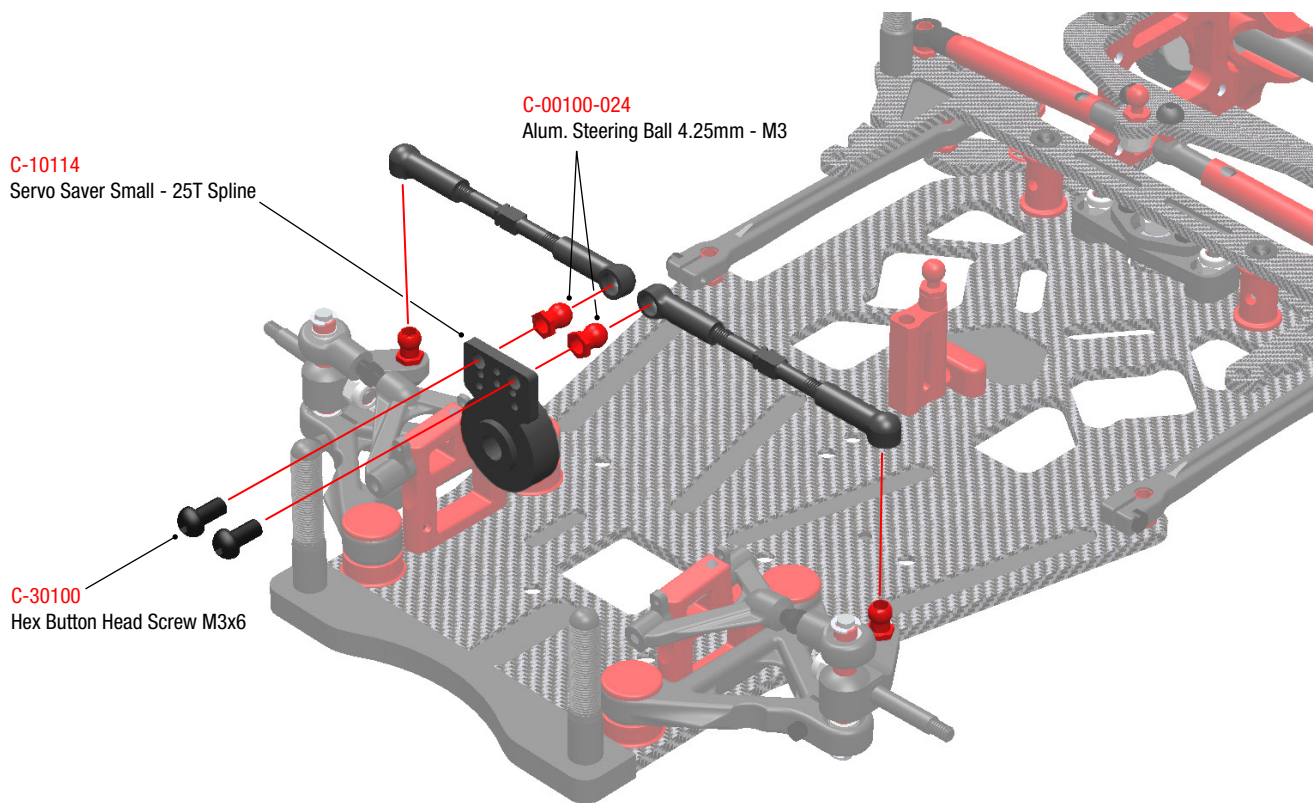


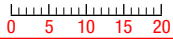
0 5 10 15 20

20 STEERING LINKAGE ASSEMBLY

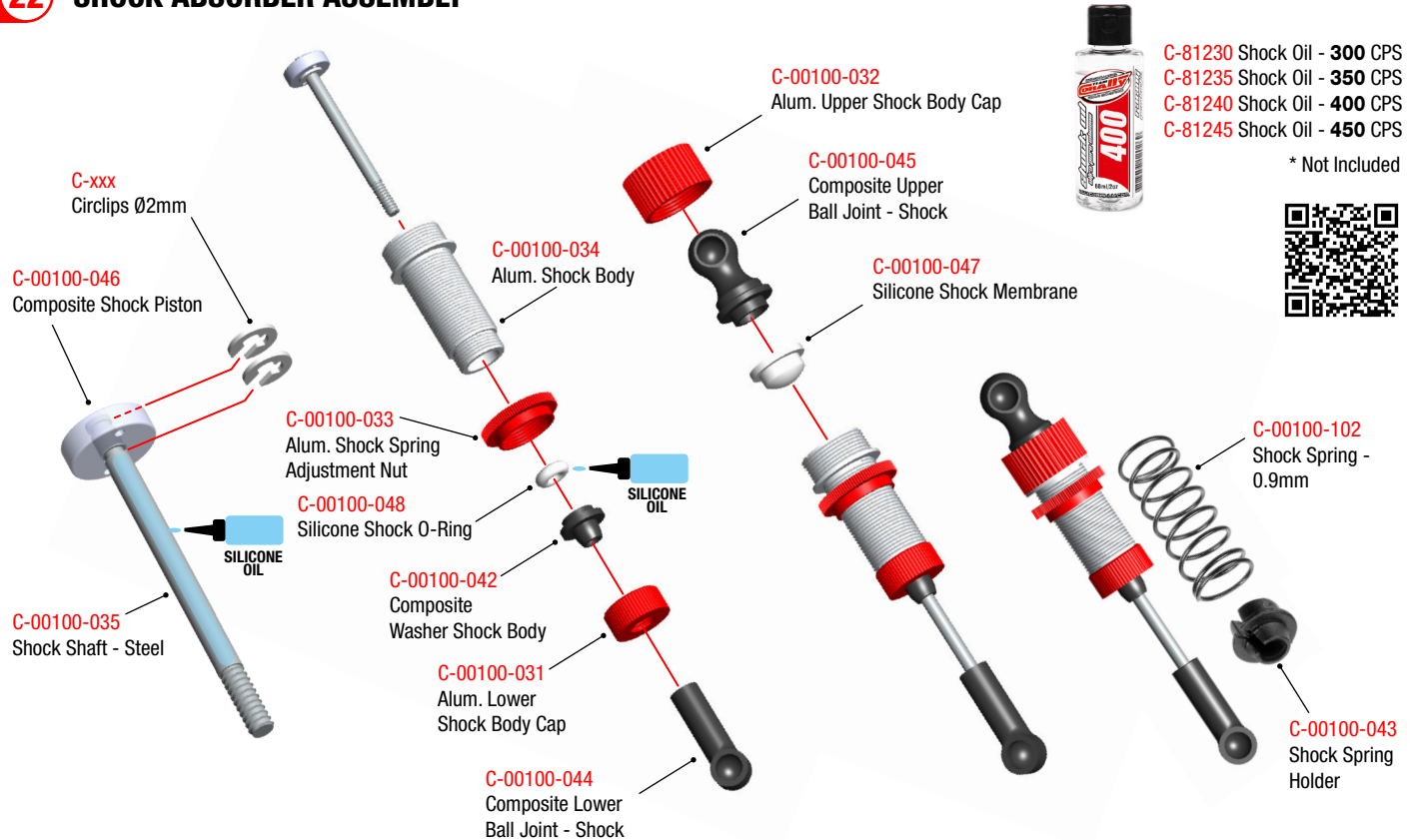


21 STEERING LINKAGE INSTALLATION





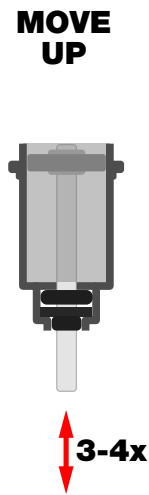
22 SHOCK ABSORBER ASSEMBLY



23 SHOCK ABSORBER FILLING



- Pull the Shock shaft down.
- Fill the shock body with silicone oil.



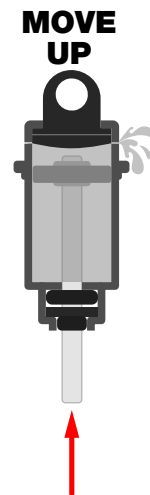
- Move the piston up&down (3-4x) to release the air bubbles in the silicone oil.



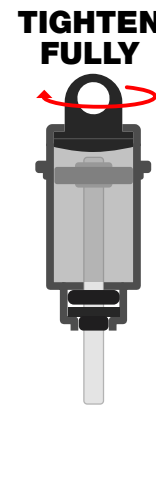
- Pull the Shock shaft down.
- Install the shock absorber vertically and let it sit for a few minutes until the bubbles rise to the surface.



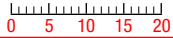
- Install the silicone membrane in the shock cap.
- Tighten slightly the shock cap on the shock body.
- A little oil will flow out of the shock absorber.



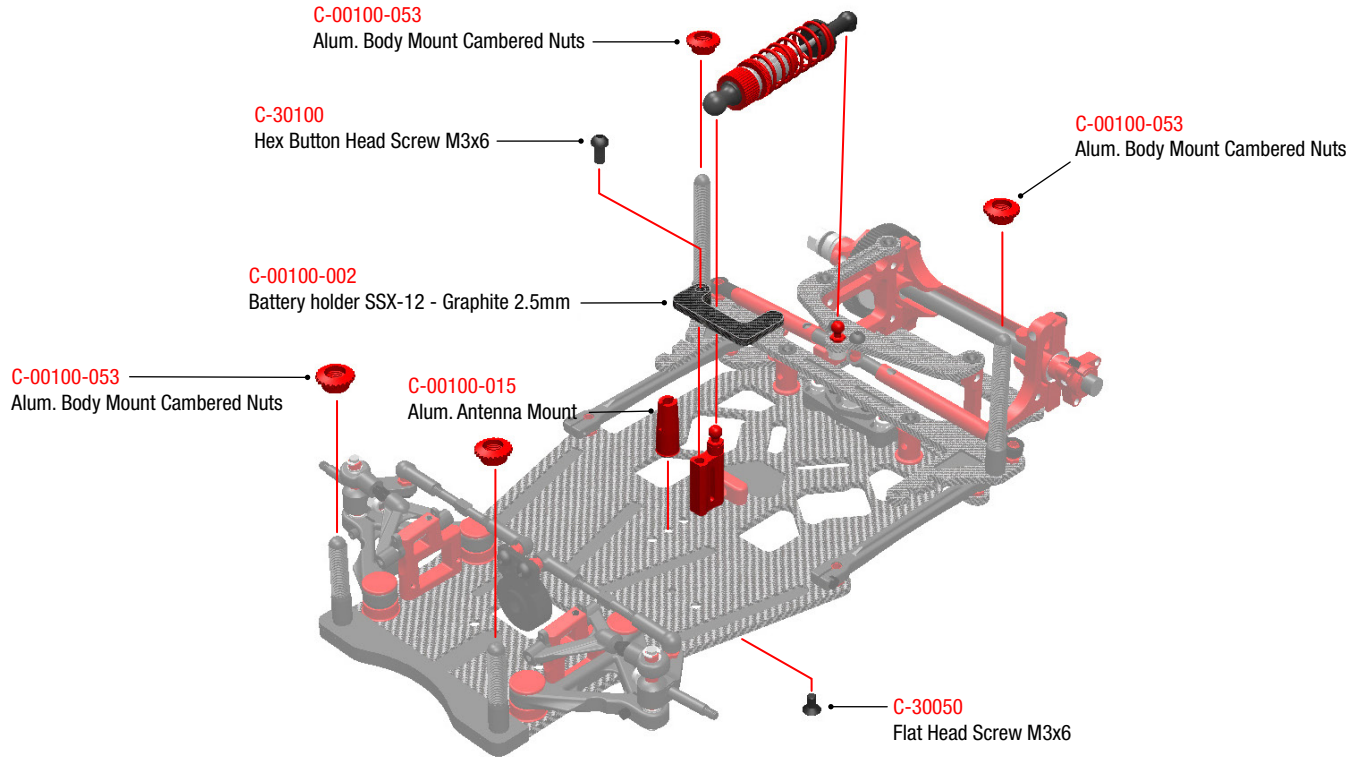
- Gently move the piston in upper position.
- The excess will flow out of the shock absorber.



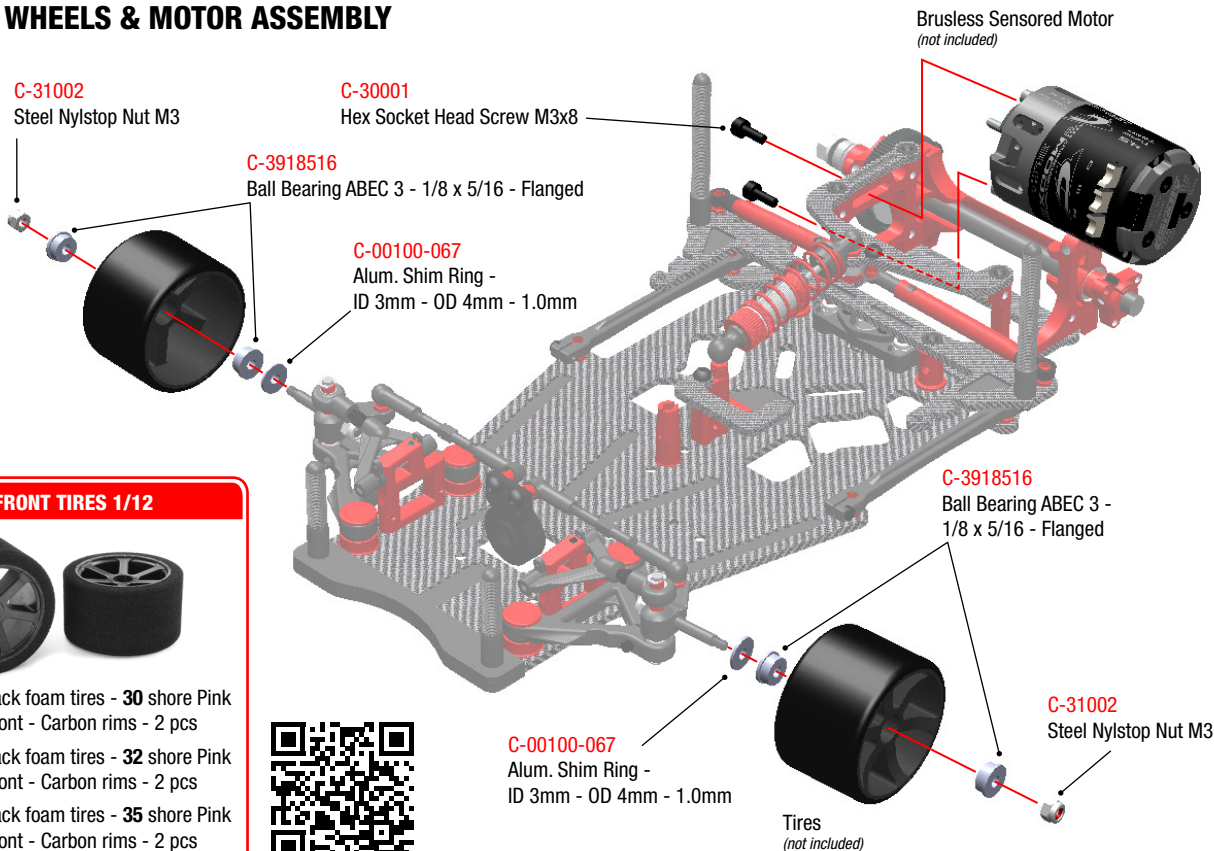
- Allow the piston in the upper position.
- Tighten the cap fully but not too much otherwise the membrane will be deformed.



24 SHOCK ABSORBER INSTALLATION



25 FRONT WHEELS & MOTOR ASSEMBLY



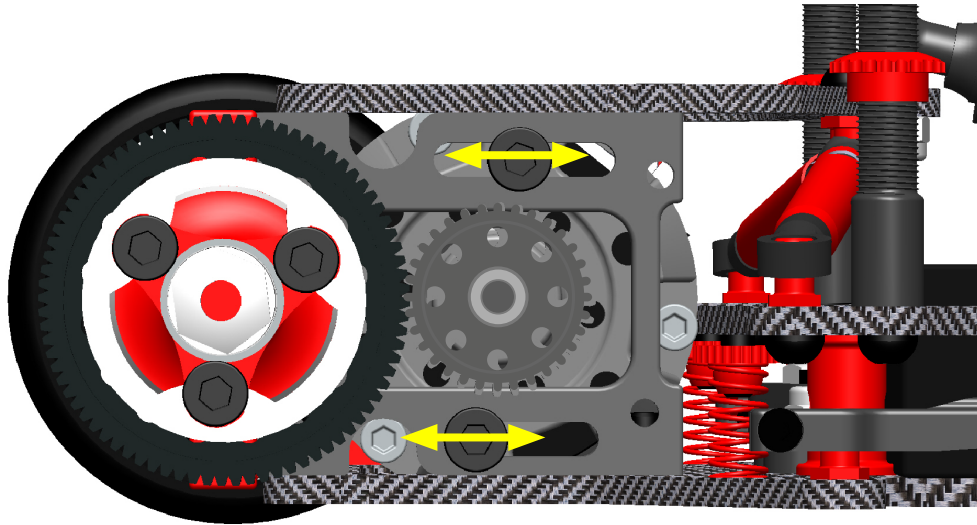
ATTACK FOAM FRONT TIRES 1/12



- C-14720-30** Attack foam tires - **30** shore Pink
- Front - Carbon rims - 2 pcs
- C-14720-32** Attack foam tires - **32** shore Pink
- Front - Carbon rims - 2 pcs
- C-14720-35** Attack foam tires - **35** shore Pink
- Front - Carbon rims - 2 pcs

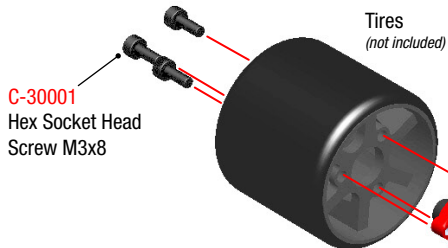


26 GEAR MESH



Adjust the gear mesh so there is appropriate space between the spur gear and pinion teeth. There should be a very small amount of freeplay.

27 REAR WHEELS ASSEMBLY

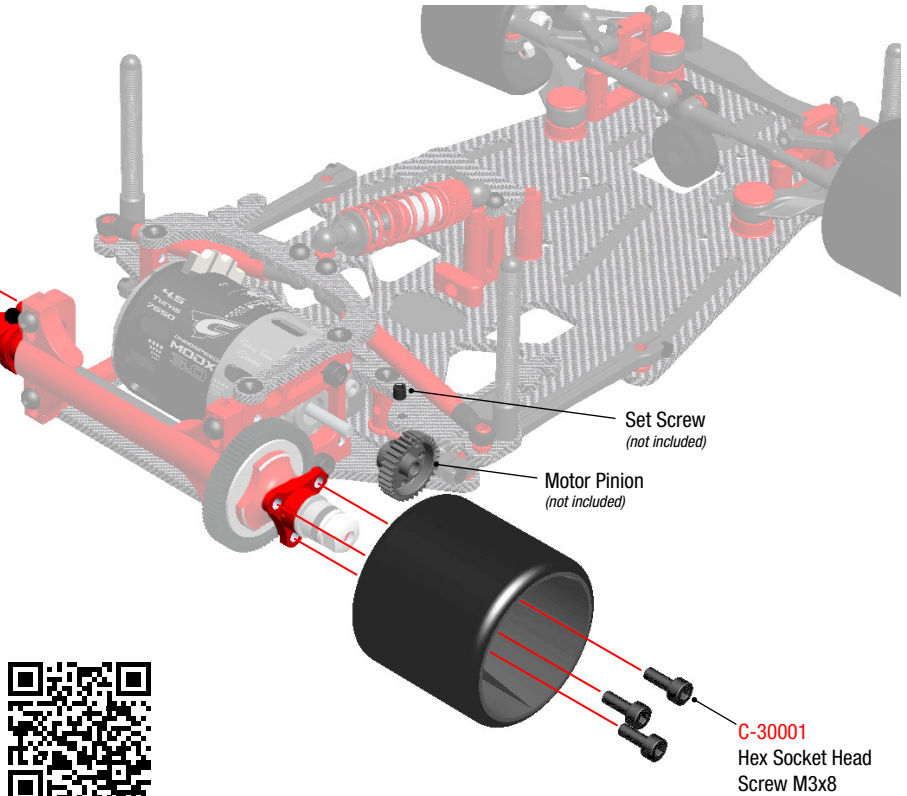


ATTACK FOAM REAR TIRES 1/12

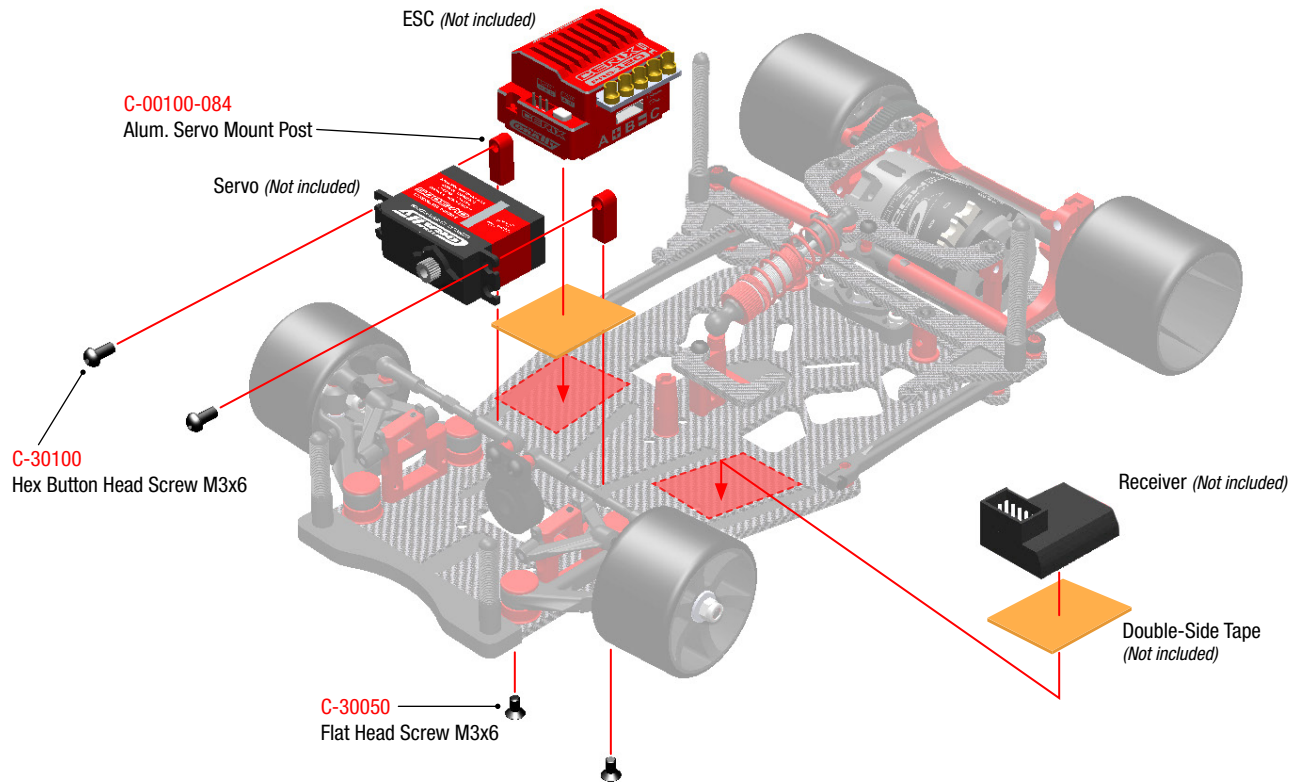
C-14725-30 Attack foam tires - **30** shore Pink - Rear - Carbon rims - 2 pcs

C-14725-32 Attack foam tires - **32** shore Pink - Rear - Carbon rims - 2 pcs

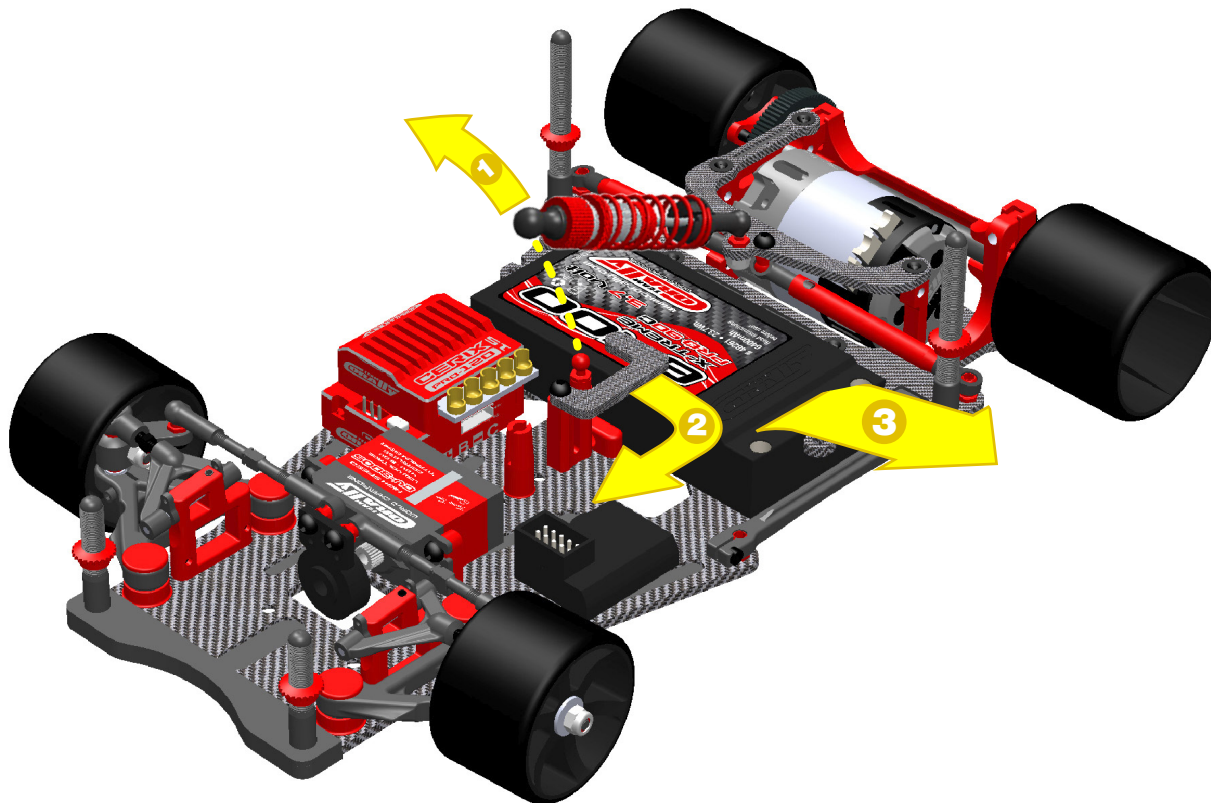
C-14725-35 Attack foam tires - **35** shore Pink - Rear - Carbon rims - 2 pcs



28 ELECTRONICS INSTALLATION












29 INSTALL / REMOVE THE BATTERY















	C-00100-001	Chassis SSX-12 - Graphite 2.5mm - 1 pc
	C-00100-002	Battery holder SSX-12 - Graphite 2.5mm - 1 pc
	C-00100-003	Rear Brace SSX-12 - Longitudinal - Graphite 2.5mm - 1 pc
	C-00100-004	Rear Brace SSX-12 - Lateral - Graphite 2.5mm - 1 pc
	C-00100-005	Rear Pod Lower Plate SSX-12 - Graphite 2.5mm - 1 pc
	C-00100-006	Rear Pod Upper Plate SSX-12 - Graphite 2.5mm - 1 pc







	C-00100-007	Alum. Bulkhead Brace - 7075 T6 - 1 pc
	C-00100-008	Alum. Rear Bulkhead Motor SSX-12 - Left - 7075 T6 - 1 pc
	C-00100-009	Alum. Rear Bulkhead Motor SSX-12 - Right - 7075 T6 - 1 pc
	C-00100-010	Alum. Rear Wheel Hub SSX-12 - Left - 1 pc
	C-00100-011	Alum. Rear Wheel Hub SSX-12 - Right - 1 pc
	C-00100-012	Alum. Rear Brace Mount - 2 pcs





	C-00100-013	Alum. Front Bulkhead SSX-12 - 7075 T6 - 1 pc
	C-00100-014	Alum. Side Spring Holder - 2 pcs
	C-00100-015	Alum. Antenna Mount - 1 pc
	C-00100-016	Alum. Battery Backstop - 1 pc
	C-00100-017	Alum. Damper Holder SSX-12 - 1 pc
	C-00100-018	Alum. Upper Arm Cap - 2 pcs







	C-00100-019	Alum. Lower Arm Cap SSX-12 - B - 2.5mm - 2 pcs
	C-00100-020	Alum. Lower Arm Cap SSX-12 - A - 3.0mm - 2 pcs OPTIONAL
	C-00100-021	Alum. Lower Arm Cap SSX-12 - C - 2.0mm - 2 pcs OPTIONAL
	C-00100-022	Alum. Lower Arm Cap SSX-12 - D - 1.5mm - 2 pcs OPTIONAL
	C-00100-023	Alum. Lower Arm Cap SSX-12 - E - 1.0mm - 2 pcs OPTIONAL
	C-00100-024	Alum. Steering Ball 4.25mm - M3 - 4 pcs







	C-00100-026	Front Upper Arm Pivot Pin - Steel - 2 pcs
	C-00100-027	Alum. Spacer Ring - Inner Dia 6.35mm - Width 4.5mm - 2 pcs
	C-00100-028	Alum. Spacer Ring - Inner Dia 6.35mm - Width 1.5mm - 2 pcs
	C-00100-029	Alum. Side Linkage Damper Tube - 2 pcs
	C-00100-030	Shock Spring - Red 1.1mm - Hard - 1 pc
	C-00100-031	Alum. Lower Shock Body Cap - 1 pc







	C-00100-032	Alum. Upper Shock Body Cap - 1 pc
	C-00100-033	Alum. Shock Spring Adjustment Nut - 1 pc
	C-00100-034	Alum. Threaded Shock Body - Hard- coated - 1 pc
	C-00100-035	Shock Shaft - Steel - 2 pcs
	C-00100-036	Side Springs - Red 0.5mm - Soft - 2 pcs
	C-00100-037	Front Spring Coils - Red 0.4mm - Soft - 2 pcs

	C-00100-038	King Pin SSX-12 - Steel - 2 pcs
	C-00100-039	Turnbuckle M3 x 38mm - Steel - 2 pcs
	C-00100-040	Front Wheel Axle - Steel - 2 pcs
	C-00100-041	Composite Pod Link - 2 pcs
	C-00100-042	Composite Washer Shock Body - 2 pcs
	C-00100-043	Composite Shock Spring Holder - 2 pcs

	C-00100-044	Composite Lower Ball Joint - Shock - 2 pcs
	C-00100-045	Composite Upper Ball Joint - Shock - 2 pcs
	C-00100-046	Composite Shock Piston - 2 pcs
	C-00100-047	Silicone Shock Membrane - 2 pcs
	C-00100-048	Silicone Shock O-Ring - 2 pcs
	C-00100-049	Composite Ball Joint - Alum. Side Linkage Damper Tube - 4 pcs







	C-00100-050	Composite Ball Joint - 4 pcs
	C-00100-051	Composite Body Mount - Long - Threaded - 2 pcs
	C-00100-052	Composite Body Mount - Short - Threaded - 2 pcs
	C-00100-053	Alum. Body Mount Cambered Nuts - 4 pcs
	C-00100-054	Composite Chassis Protector - 1 pc
	C-00100-055	Composite Chassis Corner Protector - 2 pcs


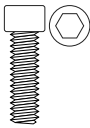
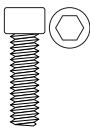
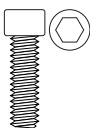
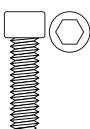
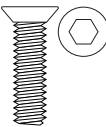
	C-00100-056	Composite Pivot Brace - A+B - 1 set
	C-00100-058	Composite Suspension Arm - Front Lower - Right - 1 pc
	C-00100-059	Composite Suspension Arm - Front Lower - Left - 1 pc
	C-00100-060	Composite Suspension Arm - Front Upper - 2 pcs
	C-00100-061	Turnbuckle M3 x 15mm - Steel - 2 pcs
	C-00100-062	Composite Ball Joint - Dia 6mm - Front Upper Arm - 2 pcs

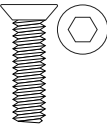
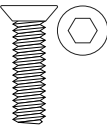
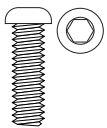
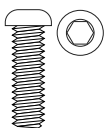
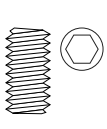
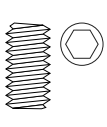
	C-00100-063	Composite Steering Knuckle SSX-12 - 2 pcs
	C-00100-064	Alum. Ball Dia. 6mm - for Lower Susp. Arms - 2 pcs
	C-00100-065	Alum. Ball Dia. 6mm - for Ball Joint - 2 pcs
	C-00100-066	Alum. Shim Ring - ID 3mm - OD 4mm - 0.5mm - 10 pcs
	C-00100-067	Alum. Shim Ring - ID 3mm - OD 4mm - 1.0mm - 10 pcs
	C-00100-068	Composite Clip 0.5 - 1 - 1.5 - 2.0mm - 4 pcs each



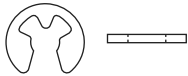
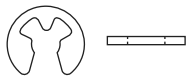


	C-00100-072	Composite Damper Tube Rod - 2 pcs
	C-00100-073	D-Lock Diff Plate - Carbon Steel - 2 pcs
	C-00100-074	Composite Lock Nut - 1 pc
	C-00100-075	Belleville Washer - Steel - 4 pcs
	C-00100-076	Alum. Diff. Axle Spacer - 1 pc
	C-00100-077	Alum. Shim Ring - ID 6.35mm - 0.4mm - 5 pcs





	C-00100-079	Alum. Pivot Ball - Hardcoated - 2 pcs
	C-00100-081	Graphite Rear Axle shaft SSX-12 - 1 pc
	C-00100-082	Alum. Threaded Ball 4.25mm - 2 pcs
	C-00100-083	Alum. Shim Ring - ID 3mm - OD 5mm - 3mm - 5 pcs
	C-00100-084	Alum. Servo Mount Post - 2 pcs
	C-00100-101	Shock Spring - Blue 1.0mm - Medium - 1 pc OPTIONAL

	C-00100-102	Shock Spring - Black 0.9mm - Soft - 1 pc OPTIONAL
	C-00100-103	Side Springs - Silver 0.6mm - Medium Soft - 2 pcs OPTIONAL
	C-00100-104	Side Springs - Black 0.7mm - Medium - 2 pcs OPTIONAL
	C-00100-105	Front Spring Coils - Blue 0.6mm - Hard - 2 pcs OPTIONAL
	C-00100-106	Front Spring Coils - Black 0.5mm - Medium - 2 pcs OPTIONAL
	C-00100-108	Side Springs - Blue 0.8mm - Hard - 2 pcs OPTIONAL

	C-10114	Servo Saver Small - 25T Spline - 1 pc
	C-30001	Steel Screws M3 X 8mm - Hex Socket Head - 10 pcs
	C-30018	Steel Screws M2 X 4mm - Hex Socket Head - 10 pcs
	C-30022	Steel Screws M2 X 12mm - Hex Socket Head - 10 pcs
	C-30029	Steel Screws M2.5 X 4mm - Hex Socket Head - 10 pcs
	C-30050	Steel Screws M3 X 6mm - Hex Flat Head - 10 pcs

	C-30051	Steel Screws M3 X 8mm - Hex Flat Head - 10 pcs
	C-30052	Steel Screws M3 X 10mm - Hex Flat Head - 10 pcs
	C-30100	Steel Screws M3 X 6mm - Hex Button Head - 10 pcs
	C-30101	Steel Screws M3 X 8mm - Hex Button Head - 10 pcs
	C-30149	Steel Set Screws M3 X 4mm - Hex - 10 pcs
	C-30152	Steel Set Screws M3 X 8mm - Hex - 10 pcs

	C-31015	Alum. Nylstop Nut M2 - Red - 10 pcs
	C-31025	Alum. Nylstop Nut M3 - Red - 10 pcs
	C-32150	E-Clips Dia. 1.5mm - 10 pcs
	C-32151	E-Clips Dia. 2.3mm - 10 pcs
	C-38010	Precision Diff. Balls 1/8 - Chrome - 12 pcs
	C-38020	Precision Diff. Balls 1/8 - Ceramic - 12 pcs OPTIONAL

	C-381438	Ball Bearing ABEC 3 - 1/4 x 3/8 - 4 pcs
	C-391438	Ball Bearing ABEC 3 - 1/4 x 3/8 - Flanged - 4 pcs
	C-3918516	Ball Bearing ABEC 3 - 1/8 x 5/16 - Flanged - 4 pcs
	C-75090	Delrin CNC-Cut Spur Gear 90T - 64DP - 1 pc

TIRE TRACTION COMPOUNDS



Tire Juice 22
GREEN 100ml

C-13760 | Tire Juice 22

RUBBER - ASPHALT



Tire Juice 33
RED 100ml

C-13761 | Tire Juice 33

FOAM - ASPHALT



Tire Juice 44
YELLOW 100ml

C-13762 | Tire Juice 44

RUBBER - CARPET



Tire Juice 55
BLUE 100ml

C-13763 | Tire Juice 55

FOAM - CARPET



TC TIRE JUICE 22 - GREEN : is ideally suited to rubber tires on asphalt but also works well on foam tires.
TC TIRE JUICE 33 - RED : is ideally suited for foam tires on asphalt but also works well on rubber tires.
TC TIRE JUICE 44 - YELLOW : is ideally suited for rubber tires on carpet but also works well on foam tires.
TC TIRE JUICE 55 - BLUE : is ideally suited for foam tires on carpet but also works well on rubber tires.



1/12 Pan Car Front
Foam racing tires on Carbon rims



C-14720-30	30 Shore	Attack foam tires - 30 shore Pink - Front
C-14720-32	32 Shore	Attack foam tires - 32 shore Magenta - Front
C-14720-35	35 Shore	Attack foam tires - 35 shore Double Pink - Front



1/12 Pan Car Rear
Foam racing tires on Carbon rims - US



C-14725-30	30 Shore	Attack foam tires - 30 shore Pink - Rear
C-14725-32	32 Shore	Attack foam tires - 32 shore Magenta - Rear
C-14725-35	35 Shore	Attack foam tires - 35 shore Double Pink - Rear



www.corally.com

This manual is an edition of Team Corally, Geelseweg 80, B-2250 OLEN (Belgium). This manual is protected by a copyright and nothing from this edition may be reproduced or used without any prior written authorisation. Whilst every effort has been made to ensure the accuracy of the information in this catalogue, errors do creep in and Team Corally can accept no responsibility for failures, wrong specifications, accuracy of colours, losses or damages caused. Team Corally denies any responsibility claims or damages caused by use of our products. Team Corally is not responsible for product changes or availability of our products. The products of dangerous nature included in this manual are submissive to special handling and storage specifications. Please check with your local authorities for existing legislation.



Team Corally • Geelseweg 80 • 2250 Olen • Belgium
Tel: +32 14 25 92 94 • info@corally.com • www.corally.com